

## ***Guidelines to fill up the Application Form Online***

What all do you need to complete the Online application process for Zilla Parishad Under Malda District Recruitment Application?

### **As an applicant you would need the following:**

1. An **E-mail ID** for registration and for receiving all future correspondence till the admission process is over and subsequently, if admitted.
2. A **Mobile Number** to receive **SMS** based notifications/communications related to the online application, Admit card, Entrance Test Result, Admission Counselling etc till the admission process is over and subsequently, if admitted.
3. Access to facilities of computer with internet connectivity, B/W printer and scanner.
4. A recent passport sized colour **photograph** (for scanning and uploading in "jpg/jpeg/png" format only. File size of scanned photograph should not be more than 200KB).
5. Your **signature** using **Blue/Black** pen on white sheet (for scanning and uploading in "jpg/jpeg/png" format only. File size of scanned photograph should not be more than 200KB).
6. Your academic documents (for scanning and uploading in "jpg/jpeg/png" format only. File size of scanned photograph should not be more than 200KB).

### **All applicants should note, that:**

1. Take a printout of submitted application for future correspondence.
2. Original certificates issued by competent authority supporting your filled in details will be asked from you **ONLY** at the time of Recruitment. If data provided in the online application is not supported by appropriate documents then your application/ claim for Recruitment shall be cancelled, without giving any reason thereof.

## **Steps to be followed for filling the online application:**

Before proceeding to fill up the online application form, please ensure that you have the required details and scanned image files of your (i) recent passport size colour photograph and (ii) signature [as specified at first para no.4 & 5 above], which will be needed at different stages of process. The entire process of filling online application form can be completed in five stages. The five stages are:

1. Registration on the Zilla Parishad Under Malda District Recruitment Application Portal (malda.gov.in) for online application process.
2. Select the post of your choice [check eligibility etc].
3. If you choose to proceed for the selected post [do it after confirming your eligibility etc], application form will appear on the screen. Fill up the details in the application form which will have following sections:
  1. Candidate Details,
  2. Upload scanned image file of your Photograph and Signature [as specified in first para no.4 & 5 above],

# STAFF RECRUITMENT COMMITTEE MALDA ZILLA PARISHAD

## N S ROAD, MALDA - 732101

RECRUITMENT EXAMINATION FOR VARIOUS POSTS IN ZILLA PARISHAD UNDER MALDA

3. Academic Details,
4. Scan Document Details,
4. Final Review of details entered in the Application Form and if they are corrected then 'Confirm' the submission.
5. For subsequent applications (after the first post) process of filling up 'Candidate Details', 'Upload Photo and Signature', Academic Details', 'Document Details', and 'Preview And Confirm' will not be required. These details will be repeated automatically/ copied for all subsequent applications.

### How to complete Registration on the Zilla Parishad Under Malda District Recruitment Application Portal (malda.gov.in) for Online Application Process?

**Step 1:** Please click on "**Apply for Zilla Parishad Under Malda District Recruitment Application**" button given on the home page of the Official Website of Malda District (malda.gov.in).

**Step 2:** On clicking the link, you will be directed to a new page having an Applicant Login Box. Below the login fields there is a link "**Make Registration**". Please click on this link.

STAFF RECRUITMENT COMMITTEE MALDA ZILLA PARISHAD  
N S ROAD, MALDA - 732101  
RECRUITMENT EXAMINATION FOR VARIOUS POSTS IN ZILLA PARISHAD UNDER MALDA

Welcome to Zilla Parishad Under Malda District

### Important Instruction

IMPORTANT INSTRUCTIONS FOR CANDIDATES BEFORE APPLYING ONLINE

Zilla Parishad, Malda


**Tentative schedule for Recruitment** - To be notified later

**Keep the following items in your hand before applying -**

- Email Id
- Scanned photograph (Less than 200KB) (jpg/jpeg/png format)
- Scanned signature (Less than 200KB) (jpg/jpeg/png format)
- Scanned academic documents (Less than 200KB) (jpg/jpeg/png format)

**Guideline for filling Online Application Form**

Candidates Login



Existing user?

[Sign in](#)

New user? Registered Now!

[MAKE REGISTRATION](#)

[ACTIVATE YOUR ACCOUNT](#)

For the best view use Mozilla Firefox , Google Chrome browser

Copyright © 2016, ucanapply.com. All right reserved.

**Step 3:** When you click the link you will be shown a Registration Form asking for various details. Fields for information which is mandatory is marked with "Red coloured bullets" and are to be essentially filled up. These fields cannot be left blank. Once you fill the details, you can click on the "**Sign up**" button at the bottom for completing the registration process.

# STAFF RECRUITMENT COMMITTEE MALDA ZILLA PARISHAD

## N S ROAD, MALDA - 732101

RECRUITMENT EXAMINATION FOR VARIOUS POSTS IN ZILLA PARISHAD UNDER MALDA

SIGN IN

STAFF RECRUITMENT COMMITTEE MALDA ZILLA PARISHAD  
N S ROAD, MALDA - 732101

RECRUITMENT EXAMINATION FOR VARIOUS POSTS IN ZILLA PARISHAD UNDER MALDA

Welcome to Zilla Parishad Under Malda District

Registration

Email ID (Username):\*

Please note that all communication related to your Application- 2016 will be sent to this email id.

Password:\*

Confirm Password:\*

Your password should contain minimum of 8 Alpha Numeric characters. Special characters (Ex: !@#%&\*) (.,+|!/:?>) are NOT allowed.

Name of Candidate:\*

Date of Birth:\*

Sex:\*

Father's Name:\*

Don't add any salutation like Mr./Dr. etc. before the Name .

Mother's Name:\*

Don't add any salutation like Ms./Mrs./Dr. etc. before the Name .

Address:\*

Block/Municipality:\*

Mobile No. :\*

Already Registered? [Back to Login](#)

For the best view use Mozilla Firefox , Google Chrome browser

Copyright © 2016, ucanapply.com. All right reserved.

**NOTE: PLEASE NOTE THAT DETAILS SUBMITTED DURING REGISTRATION CANNOT BE CHANGED LATER. SO MAKE SURE YOU DO NOT MAKE ERRORS IN THE INFORMATION YOU FILL IN THIS FORM.**

#### Step 4: Activation and validation of Registration

1. On successful submission of registration details, you would be shown a confirmation message on the screen. You will also receive an e-mail on the e-mail ID provided by you in the Registration Form and a validation code on your registered mobile number. This email will contain an activation link. You need to click on this activation link to confirm and complete your registration process.

# STAFF RECRUITMENT COMMITTEE MALDA ZILLA PARISHAD

## N S ROAD, MALDA - 732101

RECRUITMENT EXAMINATION FOR VARIOUS POSTS IN ZILLA PARISHAD UNDER MALDA

SIGN IN

STAFF RECRUITMENT COMMITTEE MALDA ZILLA PARISHAD  
N S ROAD, MALDA - 732101

RECRUITMENT EXAMINATION FOR VARIOUS POSTS IN ZILLA PARISHAD UNDER MALDA

Welcome to Zilla Parishad Under Malda District

### Registration

Email ID (Username):-  
Name of Candidate:-  
Date of Birth:-  
Sex:-  
Father's Name:-  
Mother's Name:-  
Address:-  
Mobile No.:-

Debayani sen  
17 / 01 / 1996  
MAI F  
Dipak sen  
Sonali sen  
serampore  
Serampore

Please check all your filled details carefully before confirming.

Confirm

Change

For the best view use Mozilla Firefox, Google Chrome browser

Copyright © 2015, utansapply.com. All right reserved.

**Note:** This confirmation and activation link e-mail might land up in your "Spam Folder" or "Junk Folder". So, in case you do not find the registration confirmation e-mail in your "Inbox", please check your "Spam Folder" or "Junk Folder". If you find the e-mail from priexam.malda@gmail.com in your "**Spam Folder**" or "**Junk Folder**", please report it as "Not Spam" and/or add the same to your contact list so that the subsequent e-mails from priexam.malda@gmail.com always comes in your Inbox. Always check your "**Spam Folder**" or "**Junk Folder**" for e-mails from the Official Website of Malda District (malda.gov.in).

SIGN IN

STAFF RECRUITMENT COMMITTEE MALDA ZILLA PARISHAD  
N S ROAD, MALDA - 732101

RECRUITMENT EXAMINATION FOR VARIOUS POSTS IN ZILLA PARISHAD UNDER MALDA

Welcome to Zilla Parishad Under Malda District

### Registration Success

Your registration for Zilla Parishad Under Malda District Recruitment Portal is accepted. Confirmation e-mail containing an activation link or mobile sms for activation code with log in details has been sent on the registered e-mail ID. Open your e-mail account and click on the activation link or check SMS for completing the registration process and filling up of online recruitment application.

ZPM Recruitment Portal के लिए आपका पंजीकरण सफल किया गया है।  
पंजीकरण प्रक्रिया के साथ एक सक्रियण लिंक या मोबाइल नंबर से सक्रियण कोड के लिए संवादन प्राप्त करने के लिए ई-मेल  
वैकल्पिक रूप से ई-मेल पर जांचा गया है। अपने ई-मेल खाता खोलें और सक्रियण लिंक पर क्लिक करें या मोबाइल  
प्रक्रिया को पूरा करने और ऑनलाइन सती आवेदन को भरने के लिए एसएमएस की जांच करें।

**[Do check your SPAM Mail/ JUNK Mail folder just in case the email gets categorised as SPAM by your email service provider.]**

Please follow the instructions in the email for proceeding further  
with your Zilla Parishad Under Malda District Recruitment Application Portal 2015 online  
recruitment process.

Enter Activation Code

Back to Home page

For the best view use Mozilla Firefox, Google Chrome browser

Copyright © 2015, utansapply.com. All right reserved.

2. Click on this activation link received in the e-mail. Your account will not be activated until you have clicked on this activation link or click "**Enter Activation Code**" and enter your Register e-mail ID and enter Activation code/ OTP [OTP already send to your register mobile no.] so, do not forget this important step.

# STAFF RECRUITMENT COMMITTEE MALDA ZILLA PARISHAD

## N S ROAD, MALDA - 732101

RECRUITMENT EXAMINATION FOR VARIOUS POSTS IN ZILLA PARISHAD UNDER MALDA

SIGN IN

STAFF RECRUITMENT COMMITTEE MALDA ZILLA PARISHAD  
N S ROAD, MALDA - 732101

RECRUITMENT EXAMINATION FOR VARIOUS POSTS IN ZILLA PARISHAD UNDER MALDA

Welcome to Zilla Parishad Under Malda District

### Activation

Username\*

Enter Username (Email ID/Mobile No)

Enter Activation Code / OTP\*

Enter Activation Code

Submit

Your activation code has been sent on your registered email id given at time of registration. SMS on your mobile may take some time to deliver based on your cellular service provider

For the best view use Mozilla Firefox, Google Chrome browser

Copyright © 2016, ucanapply.com. All right reserved

3. On clicking the activation link/ activation button, you will be directed to the validation page in which you are required to give the validation code sent on your registered mobile number. Enter the validation code received on your registered mobile number to complete the registration process.

Active your registration for Zilla Parishad, Malda 2016-17

Admin priexam.malda@gmail.com via amazonses.com  
to me (x)

10:27 AM (6 hours ago)

STAFF RECRUITMENT COMMITTEE MALDA ZILLA PARISHAD  
N S ROAD, MALDA - 732101  
RECRUITMENT EXAMINATION FOR VARIOUS POSTS IN ZILLA PARISHAD UNDER MALDA

Welcome to Zilla Parishad Under Malda District

Dear Debayan,

Thank you for showing interest for the various vacancies of Zilla Parishad Under Malda District.

The details as submitted by you during the process of registration is given below:

Name : Debayan sen  
Email :   
Password : Debayan0127

Your Activation Code : 001135

Important Instructions for activation of Registration on the Zilla Parishad Under Malda District Recruitment Application Portal

- In order to proceed further it would be essential to activate your Zilla Parishad Under Malda District Recruitment Application Portal registration.
- For activating your registration and proceeding forward click the link below: Zilla Parishad Under Malda District  
[http://mdrp.ucanapply.com/recruitment/public/email-activation?email=ZGVVY2hhbG9A723halVuuV2016&controlid=MDA&MTM1&app\\_id=PUERZMDAwMDAw&w=](http://mdrp.ucanapply.com/recruitment/public/email-activation?email=ZGVVY2hhbG9A723halVuuV2016&controlid=MDA&MTM1&app_id=PUERZMDAwMDAw&w=)
- In case of any difficulty please contact priexam.malda@gmail.com
- It is advised that you keep a printout of this mail for record for easy reference to your registered e-mail id.

DISTRICT LEVEL SELECTION COMMITTEE, MALDA  
Zilla Parishad under Malda district

Copyright © 2016, ucanapply.com. All right reserved

4. On successful validation, you will be allowed login and directed to My Application Section. Select the post of your choice and start filling up the application form online.



# STAFF RECRUITMENT COMMITTEE MALDA ZILLA PARISHAD

## N S ROAD, MALDA - 732101

RECRUITMENT EXAMINATION FOR VARIOUS POSTS IN ZILLA PARISHAD UNDER MALDA

SIGN IN

STAFF RECRUITMENT COMMITTEE MALDA ZILLA PARISHAD  
N S ROAD, MALDA - 732101  
RECRUITMENT EXAMINATION FOR VARIOUS POSTS IN ZILLA PARISHAD UNDER MALDA

Welcome to Zilla Parishad Under Malda District

Hi! Debayan, Your account has been activated. You can now login with your  
Email id and Password. [Login](#)

For the best view use Mozilla Firefox , Google Chrome browser

Copyright © 2015, acanapply.com. All right reserved

## How to select Post for which I want to apply?

**Step 1:** After activation and validation of your Registration on the Zilla Parishad Under Malda District Recruitment Application Portal (malda.gov.in), you can login into the programme.

STAFF RECRUITMENT COMMITTEE MALDA ZILLA PARISHAD  
N S ROAD, MALDA - 732101

Welcome to Zilla Parishad Under Malda District

**Sign In**

Username

Password

☐ Remember me [Forget Password](#)

[Submit](#)

**Important Instructions**

Zilla Parishad, Malda

Tentative schedule for Recruitment

Keep the following items in your hand before applying -

- Email Id
- Scanned photograph (Less than 200KB) (jpg/jpeg/png format)
- Scanned signature (Less than 200KB) (jpg/jpeg/png format)
- Scanned academic documents (Less than 200KB) (jpg/jpeg/png format)

Guideline for filling Online Application Form

**Candidates Login**

Existing user?

[Sign In](#)

New user? Registered Now!

[MAKE REGISTRATION](#)

[Activate Your Account](#)

For the best view use Mozilla Firefox , Google Chrome browser

Copyright © 2015, acanapply.com. All right reserved

After login you will be able to see **Dashboard** and click **“My Application”**

# STAFF RECRUITMENT COMMITTEE MALDA ZILLA PARISHAD

## N S ROAD, MALDA - 732101


RECRUITMENT EXAMINATION FOR VARIOUS POSTS IN ZILLA PARISHAD UNDER MALDA


[CHANGE PASSWORD](#) [LOGOUT](#)

STAFF RECRUITMENT COMMITTEE MALDA ZILLA PARISHAD  
N S ROAD, MALDA - 732101  
RECRUITMENT EXAMINATION FOR VARIOUS POSTS IN ZILLA PARISHAD UNDER MALDA

Home / Dashboard>Welcome Debayan

Dashboard

  
My Application

  
Preview Form

**Instruction to use of dashboard**

- **My Application** To Select new application for a post and/or to fill up the recruitment Application Form.
- **Preview Form** Completed recruitment Application Forms can be previewed in this section.

For the best view use Mozilla Firefox , Google Chrome browser

Copyright © 2015, anapply.com. All right reserved

Then you will be able to see following page with the title "**Status of Applications**".

[CHANGE PASSWORD](#) [LOGOUT](#)

STAFF RECRUITMENT COMMITTEE MALDA ZILLA PARISHAD  
N S ROAD, MALDA - 732101  
RECRUITMENT EXAMINATION FOR VARIOUS POSTS IN ZILLA PARISHAD UNDER MALDA

Home / Dashboard / My Application>Welcome Debayan

My Application(s)

1. Status of Application(s)

Type Of Post :  [Proceed](#)

For the best view use Mozilla Firefox , Google Chrome browser

Copyright © 2015, anapply.com. All right reserved

**Step 2:** Please select **Type of Post** from the drop down boxes given at the Bottom and click "**Proceed**".

# STAFF RECRUITMENT COMMITTEE MALDA ZILLA PARISHAD

## N S ROAD, MALDA - 732101

RECRUITMENT EXAMINATION FOR VARIOUS POSTS IN ZILLA PARISHAD UNDER MALDA

The screenshot displays the website interface for the Staff Recruitment Committee Malda Zilla Parishad. At the top, there is a header with the organization's name and address, along with links for 'CHANGE PASSWORD' and 'LOGOUT'. Below the header, a navigation bar includes 'Home', 'Dashboard', and 'My Application'. The main content area shows a 'My Application(s)' section with a sub-section '1. Status of Application(s)'. A 'Type Of Post' dropdown menu is visible, currently set to 'Lower Division Assistant'. A 'PROCEED' button is located next to the dropdown. An 'Eligibility Details' pop-up box is overlaid on the page, containing a checkbox labeled 'I have read and confirmed above eligibility conditions'. Below the checkbox are two buttons: 'Proceed' (orange) and 'Cancel' (red). The footer of the page includes a note about browser compatibility and a copyright notice for 2015.

After proceeding pop-up box will be shown here, **Download Notification** for check the eligibility and in case you are **eligible** for the post **click the checkbox** given below regarding confirmation of the terms and conditions and the eligibility to proceed further for filling up the application form by clicking "**Proceed**" button.

## How to fill up the Application Info after I have selected the Post I wish to apply for?

**Step 1:** After adding the post of your choice, following screen will appear showing status of submitted applications. On the left panel, various other buttons such as 'Candidate Details', 'Upload Photo and Signature' etc are given. These are various sections of the form. Application Status section shows which sections of the form is complete and which is incomplete. You can click the left panel button to go to the section of the form which are incomplete.



# STAFF RECRUITMENT COMMITTEE MALDA ZILLA PARISHAD

## N S ROAD, MALDA - 732101

RECRUITMENT EXAMINATION FOR VARIOUS POSTS IN ZILLA PARISHAD UNDER MALDA

[CHANGE PASSWORD](#) [LOGOUT](#)

STAFF RECRUITMENT COMMITTEE MALDA ZILLA PARISHAD  
N S ROAD, MALDA - 732101  
RECRUITMENT EXAMINATION FOR VARIOUS POSTS IN ZILLA PARISHAD UNDER MALDA

[Home](#) / [Dashboard](#) / [Application Status](#) Welcome Debiyan

Application Info [Back to My Application](#)

Application Status

[Candidate Details](#)  
[Upload Photo And Signature](#)  
[Academic Detail](#)  
[Document Detail](#)  
[Preview And Confirm](#)

Status of Submitted Application(s)

Application for Lower Division Assistant : Zilla Parishad, Malda

Stage	Description	Status
1	Candidate Details	Incompleted
2	Upload Photo And Signature	Incompleted
3	Academic Detail	Incompleted
4	Document Detail	Incompleted
5	Preview And Confirm	Incompleted

For the best view use Mozilla Firefox , Google Chrome browser Copyright © 2016, ucanapply.com. All right reserved.

**Step 2:** After you have added the post of your choice and come to the above screen, all the four sections of the Application Form would be shown as incomplete. Click on the '**Candidate Details**' button on the left panel. On clicking, following form will appear on the screen. Some of its fields would be pre-filled with the details you gave at the time of registration. Fill up other required details correctly.

**Note:** Mandatory fields have been marked with red asterix. They are to be essentially filled up before you will be allowed to 'Save' of the form.

# STAFF RECRUITMENT COMMITTEE MALDA ZILLA PARISHAD

## N S ROAD, MALDA - 732101

RECRUITMENT EXAMINATION FOR VARIOUS POSTS IN ZILLA PARISHAD UNDER MALDA

[CHANGE PASSWORD](#)

[LOGOUT](#)

STAFF RECRUITMENT COMMITTEE MALDA ZILLA PARISHAD  
N S ROAD, MALDA - 732101

RECRUITMENT EXAMINATION FOR VARIOUS POSTS IN ZILLA PARISHAD UNDER MALDA

[Home](#) / [Dashboard](#) / [Candidate Details](#)

Welcome: Debayan

### Application Info

[Back to My Application](#)

#### Application Status

#### Candidate Details

#### Upload Photo And Signature

#### Academic Detail

#### Document Detail

#### Preview And Confirm

#### Application Detail for Lower Division Assistant : Zilla Parishad, Malda

Candidate Name:     
(IN CAPITAL LETTERS ONLY)

Father's Name:   
(IN CAPITAL LETTERS ONLY)

Mother's Name:   
(IN CAPITAL LETTERS ONLY)

Category:

Physically Challenged:

Date of Birth: (as record in  
Madhyamik or equivalent  
certificate)

Gender:

Nationality:

Are you belong to Exempted  
Category? : \*

State Of Domicile : \*

Ex Serviceman : \*

Total Year Of Experience:

Are you serving any PSU/  
Govt. /Semi-Govt.  
Organization / Institutes, at  
present ? : \*

Meritorious Sports Person ? :

#### Permanent Address

Address Line:

Block / Municipality:

City/Town/Village:

Post Office:

District:

State:

PIN:

Father/Guardian Mobile No.:

LandLine Phone :

#### Correspondence Address ☐ Copy the Permanent Address

Address Line:

Block / Municipality:

City/Town/Village:

Post Office:

Distict:

State:

Pin:

Father/Guardian Mobile No.:

LandLine Phone :

Email : **debayan0127@gmail.com**

[Save & Continue](#)

# STAFF RECRUITMENT COMMITTEE MALDA ZILLA PARISHAD

**N S ROAD, MALDA - 732101**

RECRUITMENT EXAMINATION FOR VARIOUS POSTS IN ZILLA PARISHAD UNDER MALDA

---

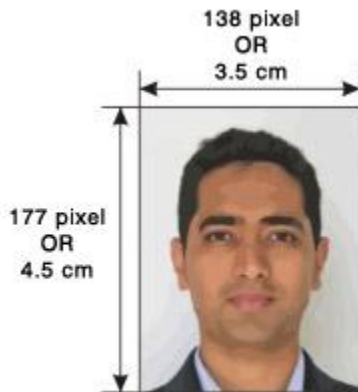
**Step 3:** After you have filled up all the required fields of the 'Candidate Details', Click on the 'Save & Continue' button given at the bottom of the page (as shown above).

**Step 4:** After filling up application click the 'Save & Continue' Button given at the bottom.

**How to Upload image file (in jpeg format; size limit 200kb) of my scanned photograph and signature?**

**Step 1:** To upload the image file of you scanned passport size colour photograph and signature, click the button 'Upload Photograph and Signature' button available on the left panel. On clicking, you will see the following screen:

(Your **scanned passport photo should be** within 3.5 x 4.5 cm in size, scanning resolution should be within 100 dpi & file size should be less than 200 KB.)



If you are facing any problem to upload your photo or rejected by the system then we are requested you to resize your photo as per the sample images shown here.

To Resize your scanned photo please follow the following steps:

1. Right click on the scanned photo file    Open with    Microsoft Office Picture Manager
2. Then look at the top menus, Click Picture    Resize
3. Now look at the right pannel, Select the radio button Custom width x height, And write width = 138px, height = 177px. Then Click OK to complete.
4. If you are not able to do this properly, then you can try 'Crop' feature for the 'Picture' menu
5. The save the file.

# STAFF RECRUITMENT COMMITTEE MALDA ZILLA PARISHAD

## N S ROAD, MALDA - 732101

RECRUITMENT EXAMINATION FOR VARIOUS POSTS IN ZILLA PARISHAD UNDER MALDA

[CHANGE PASSWORD](#) [LOGOUT](#)

STAFF RECRUITMENT COMMITTEE MALDA ZILLA PARISHAD  
N S ROAD, MALDA - 732101  
RECRUITMENT EXAMINATION FOR VARIOUS POSTS IN ZILLA PARISHAD UNDER MALDA

Home / Dashboard / Document Upload>Welcome Debayan

Application Info

[Back to My Application](#)

Application Status

Candidate Details

Upload Photo And Signature

Academic Detail

Document Detail

Preview And Confirm

Photo & Signature For Lower Division Assistant : Zilla Parishad, Malda

Application Data Updated

Upload Photo

Upload Signature

Browse...

No file selected.

Browse...

No file selected.

(Passport size colour photo 4.5 cm x 3.5 cm)  
Note: Upload image to be less than 200KB (Scan to be done in 100dpi only) and only jpeg, jpg, png, bmp, gif formats are allowed.

Note: Upload image to be less than 200KB, and only jpeg, jpg, png, bmp, gif formats are allowed.

Upload Photo

Upload Signature

Note:  
You can proceed forward only after uploading your photograph and signature.

For the best view use Mozilla Firefox , Google Chrome browser

Copyright © 2016, ucanapply.com. All right reserved.

**Step 5:** Choose the image file (jpeg format; photo should be within 3.5 x 4.5 cm in size, scanning resolution should be within 100 dpi & file size not more than 200 kb) of your scanned passport size photograph and signature and click the button 'Upload Photo' and 'Upload Signature' button given below the Box. After you have successfully uploaded the photograph and signature, you will see the following page:

[CHANGE PASSWORD](#) [LOGOUT](#)

STAFF RECRUITMENT COMMITTEE MALDA ZILLA PARISHAD  
N S ROAD, MALDA - 732101  
RECRUITMENT EXAMINATION FOR VARIOUS POSTS IN ZILLA PARISHAD UNDER MALDA

Home / Dashboard / Document Upload>Welcome Debayan

Application Info

[Back to My Application](#)

Application Status

Candidate Details

Upload Photo And Signature

Academic Detail

Document Detail

Preview And Confirm

Photo & Signature For Lower Division Assistant : Zilla Parishad, Malda

Upload Photo

Upload Signature

Browse...


No file selected.


Browse...

No file selected.

(Passport size colour photo 4.5 cm x 3.5 cm)  
Note: Upload image to be less than 200KB (Scan to be done in 100dpi only) and only jpeg, jpg, png, bmp, gif formats are allowed.

Note: Upload image to be less than 200KB, and only jpeg, jpg, png, bmp, gif formats are allowed.

No file selected.

No file selected.

Upload Photo

Upload Signature

Note:  
You can proceed forward only after uploading your photograph and signature.

[Save & Proceed](#)

For the best view use Mozilla Firefox , Google Chrome browser

Copyright © 2016, ucanapply.com. All right reserved.

# STAFF RECRUITMENT COMMITTEE MALDA ZILLA PARISHAD

## N S ROAD, MALDA - 732101

RECRUITMENT EXAMINATION FOR VARIOUS POSTS IN ZILLA PARISHAD UNDER MALDA

**Step 6:** After filling up application click the 'Save & Proceed' Button given at the bottom you have filled up all the required fields of the '**Academic Details**', here you add your passed examination details and Click on the 'Save' button.

[CHANGE PASSWORD](#) [LOGOUT](#)

STAFF RECRUITMENT COMMITTEE MALDA ZILLA PARISHAD  
N S ROAD, MALDA - 732101  
RECRUITMENT EXAMINATION FOR VARIOUS POSTS IN ZILLA PARISHAD UNDER MALDA

Home / Dashboard / Academic Details Welcome Debayan

Application Info

Application Status

Candidate Details

Upload Photo And Signature

Academic Detail

Document Detail

Preview And Confirm

Academic Details

Application Detail for Lower Division Assistant : Zilla Parishad, Malda

Name of the Examination	Board / University and Roll	Year of Passing / Appearing	School Name/College	Div/ Grade	Marks Obtained.	Total Marks	Marks %
Madhyamik / 10 th or equivalent *	Select	Select					
Preliminary Knowledge of Computer	Select	Select					

Save

For the best view use Mozilla Firefox , Google Chrome browser

Copyright © 2016, ucanapply.com. All right reserved.

After filled all academic details and click '**Save**' Button re-confirm all fields no further changes will be entertained.

**Step 7:** After filling up application click the 'Save' and 'Ok' Button given at the bottom you have filled up all the required fields of the '**Document Details**', here you add your all required document details and Click on the 'Save & Continue' button.



# STAFF RECRUITMENT COMMITTEE MALDA ZILLA PARISHAD

## N S ROAD, MALDA - 732101

RECRUITMENT EXAMINATION FOR VARIOUS POSTS IN ZILLA PARISHAD UNDER MALDA

[CHANGE PASSWORD](#) [LOGOUT](#)

STAFF RECRUITMENT COMMITTEE MALDA ZILLA PARISHAD  
N S ROAD, MALDA - 732101  
RECRUITMENT EXAMINATION FOR VARIOUS POSTS IN ZILLA PARISHAD UNDER MALDA

[Home](#) / [Dashboard](#) / [Document Upload](#) Welcome Debayan

Application Info [Back to My Application](#)

[Application Status](#)  
[Candidate Details](#)  
[Upload Photo And Signature](#)  
[Academic Detail](#)  
[Document Detail](#)  
[Preview And Confirm](#)

Status of Submitted Application(s).

Application Detail for Lower Division Assistant : Zilla Parishad, Malda

Note: Upload File to be less than 200KB ( Scan to be done in 100dpi only). You can skip Reference No. field by putting "0".

Name of the Document	Uploaded link	Upload	Reference No.	
Madhyamik or 10th Admit (Age Proof)		<a href="#">Browse...</a> No file selected.	<input type="text"/>	<a href="#">Upload</a>
Madhyamik / 10 th or equivalent		<a href="#">Browse...</a> No file selected.	<input type="text"/>	<a href="#">Upload</a>
Exempted Category		<a href="#">Browse...</a> No file selected.	<input type="text"/>	<a href="#">Upload</a>

**Note: (1)** You can proceed forward only after uploading all your documents. You have to upload all your relevant document. If you do not upload relevant document (e.g. PH certificate for PH candidate), your application may get rejected.  
**(2)** Only Image (jpg/jpeg/png/bmp) or PDF files are allowed. Max file size 200KB per file.

For the best view use Mozilla Firefox , Google Chrome browser Copyright © 2016, ucanapply.com. All right reserved.

Upto this stage, you have completed all stages of the Application Form.

Now, click the 'Save & Continue' button given at the bottom of the page. This will help you see entries made in various sections of the Application Form. In case you want to edit some details, you should do so before clicking 'I confirm the above' checkbox and clicking the 'Confirm & Submit' button because once you confirm and submit an application form, it cannot be edited further.

For the other subject system will go for Applicant Form View page. Here you can check all information which you have entered in your application process. If everything is ok then click the button 'I CONFIRM THE ABOVE' & Click 'Confirm & Submit' button.

# STAFF RECRUITMENT COMMITTEE MALDA ZILLA PARISHAD

## N S ROAD, MALDA - 732101

RECRUITMENT EXAMINATION FOR VARIOUS POSTS IN ZILLA PARISHAD UNDER MALDA

[CHANGE PASSWORD](#)

[LOGOUT](#)

STAFF RECRUITMENT COMMITTEE MALDA ZILLA PARISHAD  
N S ROAD, MALDA - 732101

RECRUITMENT EXAMINATION FOR VARIOUS POSTS IN ZILLA PARISHAD UNDER MALDA

[Home](#) / [Dashboard](#) / [Application Form View](#)

Welcome Debayan

Application No.:  
MD20000198115

STAFF RECRUITMENT COMMITTEE MALDA ZILLA PARISHAD  
N S ROAD, MALDA - 732101



**Application Form For Appointment to the post of Lower Division Assistant  
Zilla Parishad under Malda District**

Advertisement Reference No.: 2344/VI/Estt./R&P/MZPSRC/F-1/MZP/2016, DATE:  
08/12/2016

1. Name:	DEBAYAN SEN	2. Post applied for:	Lower Division Assistant
3. Sex:	Male	4. Category:	UR
5. Physically Challenged :	No	6. Date of Birth:	17/01/1996
7. Father's Name:	DIPAK SEN	8. Exempted Category:	Yes
9. Mother's Name:	SONALI SEN	10. Email:	
11. Mobile:			

**12. Communication Address:**

Street/Area:	serampore	Block/Municipality:	Serampore
Post Office:	serampore	District:	serampore
PIN/ZIP code:	712201	State:	Bihar
Country:	India		

**13. Permanent Address:**

Street/Area:	serampore	Block/Municipality:	Serampore
Post Office:	serampore	District:	serampore
PIN/ZIP code:	712201	State:	Bihar
Country:	India		

**14. Essential/Desirable Qualification:**

Examination Passed	Board/ University	Year of Passing	Class/Division	Percentage/CGPA
Madhyamik / 10 th or equivalent	West Bengal Board of Secondary Education, Calcutta	2010	1st	50
Preliminary Knowledge of Computer				

**15. Details of enclosures (Scan copy):**

1. Madhyamik / 10 th or equivalent 2. Madhyamik or 10th Admt (Age Proof) 3. Exempted Category

**DECLARATION:**

I declare that the above information entered by me are true, complete and correct. I shall produce all testimonials in original as and when ask for, to the authority. I agree to abide by all the rules framed by District Level Selection Committee, Malda throughout the process of recruitment.

Date: 09/12/2016 03:45:37 PM

Place: Zilla Parishad, Malda

(Signature of the applicant)

☐ I CONFIRM THE ABOVE

[Confirm & Submit](#)

[Cancel](#)

For the best view use Mozilla Firefox , Google Chrome browser

Copyright © 2016, ucanapply.com. All right reserved.

After that system will show you the Print button for take a printout for future correspondence.